

1926024-2 ✓ ACTIVE

MINI CROWN EDGE | CROWN EDGE


TE Internal #: 1926024-2

Card Edge Power Connectors, Board-to-Board, 34 Position, .05 in [1.27 mm] Centerline, Printed Circuit Board, Power & Signal, CROWN EDGE

[View on TE.com >](#)



Connectors > PCB Connectors > Card Edge Connectors > Card Edge Power Connectors



Connector System: **Board-to-Board**

Number of Positions: **34**

Centerline (Pitch): **1.27 mm [.05 in]**

Connector & Contact Terminates To: **Printed Circuit Board**

Contact Current Rating (Max): **25 A**

Features

Product Type Features

Housing Type	Receptacle
Product Type	Connector Assembly
Connector System	Board-to-Board
Contact Type	Socket
Connector & Contact Terminates To	Printed Circuit Board

Configuration Features

PCB Mount Orientation	Vertical
Number of Positions	34
Number of Power Positions	10
Number of Signal Positions	24
Number of Dual Positions	5
Row-to-Row Spacing	6.75 mm [.266 in]

Electrical Characteristics

Operating Voltage	250 V
-------------------	-------

Contact Features

Contact Termination Area Plating Finish	Matte
Contact Layout	Inline
Contact Mating Area Plating Material Thickness	.76 μ m [29.92 μ in]



Contact Base Material	Copper Alloy
Contact Current Rating (Max)	25 A
Contact Mating Area Plating Material	Gold
Contact Termination Area Plating Material	Tin
Contact Termination Area Plating Thickness	120 µin, 150 µin

Termination Features

Termination Method to Printed Circuit Board	Surface Mount
---	---------------

Mechanical Attachment

PCB Mount Alignment	Without
PCB Mount Retention	With
PCB Mount Retention Type	Boardlock
Connector Mounting Type	Board Mount
Mating Alignment	With
Mating Retention	With
Mating Retention Type	Latch

Housing Features

End Caps	Without
Centerline (Pitch)	1.27 mm[.05 in]
Housing Color	Black
Housing Material	Glass Filled Polyester

Dimensions

Card Slot Depth	6 mm[.236 in]
Accepts Card Width	73.97 mm[2.91 in]
Accepts Card Thickness	1.57 mm[.062 in]
Power Contact Centerline	9.7 mm[.381 in]
Width	9.03 mm[.356 in]
Length	95.07 mm[3.74 in]
Height	19.25 mm[.758 in]

Usage Conditions

Operating Temperature Range	-55 – 105 °C[-67 – 221 °F]
-----------------------------	----------------------------

Operation/Application

Special Features	Custom Configurable
------------------	---------------------



Circuit Application

Power & Signal

Industry Standards

UL Flammability Rating

UL 94V-0

Agency/Standard Number

UL 1977

CSA File Number

1935071

Agency/Standard

CSA, UL

Packaging Features

Packaging Method

Box & Tray, Tray

Packaging Quantity

26

Other

For Use With

Printed Circuit Board

Product Compliance

[For compliance documentation, visit the product page on TE.com>](#)

EU RoHS Directive 2011/65/EU

Compliant

EU ELV Directive 2000/53/EC

Compliant

China RoHS 2 Directive MIIT Order No 32, 2016

No Restricted Materials Above Threshold

EU REACH Regulation (EC) No. 1907/2006

Current ECHA Candidate List: JUNE 2022 (224)
Candidate List Declared Against: JUNE 2022 (224)
Does not contain REACH SVHC

Halogen Content

Not Low Halogen - contains Br or Cl > 900 ppm.

Solder Process Capability

Reflow solder capable to 260°C

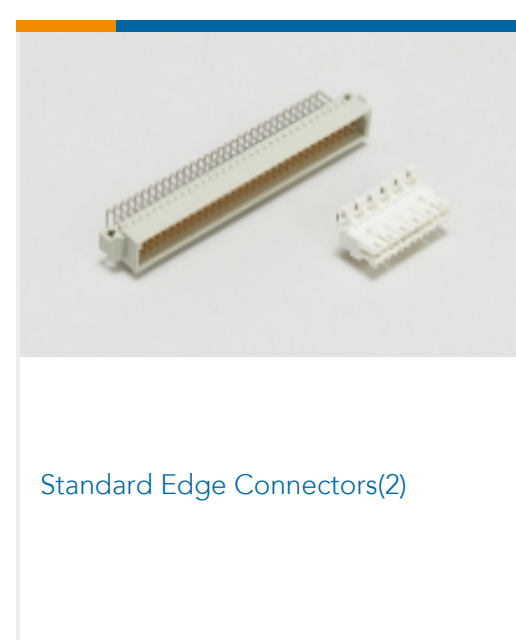


Product Compliance Disclaimer

This information is provided based on reasonable inquiry of our suppliers and represents our current actual knowledge based on the information they provided. This information is subject to change. The part numbers that TE has identified as EU RoHS compliant have a maximum concentration of 0.1% by weight in homogenous materials for lead, hexavalent chromium, mercury, PBB, PBDE, DBP, BBP, DEHP, DIBP, and 0.01% for cadmium, or qualify for an exemption to these limits as defined in the Annexes of Directive 2011/65/EU (RoHS2). Finished electrical and electronic equipment products will be CE marked as required by Directive 2011/65/EU. Components may not be CE marked. Additionally, the part numbers that TE has identified as EU ELV compliant have a maximum concentration of 0.1% by weight in homogenous materials for lead, hexavalent chromium, and mercury, and 0.01% for cadmium, or qualify for an exemption to these limits as defined in the Annexes of Directive 2000/53/EC (ELV). Regarding the REACH Regulation, the information TE provides on SVHC in articles for this part number is based on the latest European Chemicals Agency (ECHA) 'Guidance on requirements for substances in articles' posted at this URL: <https://echa.europa.eu/guidance-documents/guidance-on-reach>

Compatible Parts



Also in the Series | CROWN EDGE



Documents

Product Drawings

[cpmm. skt w/latch, smt,mc-p5s1](#)

English

CAD Files

[3D PDF](#)

English

Customer View Model

[ENG_CVM_1926024-2_F.3d_igs.zip](#)

English

Customer View Model

[ENG_CVM_1926024-2_F.3d_stp.zip](#)

English

Customer View Model

[ENG_CVM_1926024-2_F.2d_dxf.zip](#)

English

By downloading the CAD file I accept and agree to the [Terms and Conditions](#) of use.

Datasheets & Catalog Pages

[POWER_CONNECTORS_CATALOG_SEC04_VRM](#)

English

Product Specifications

[Application Specification](#)

1926024-2

Card Edge Power Connectors, Board-to-Board, 34 Position, .05 in [1.27 mm]
Centerline, Printed Circuit Board, Power & Signal, CROWN EDGE



English